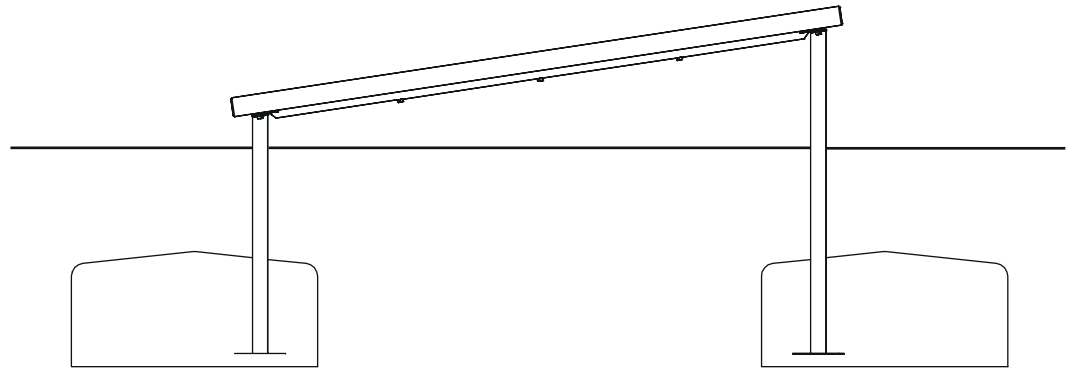
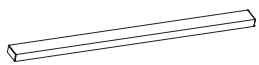

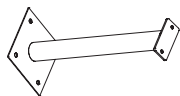

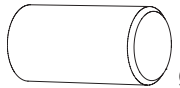
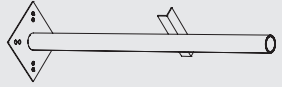
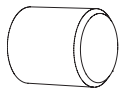
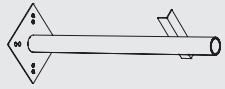

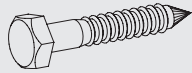
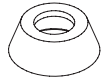

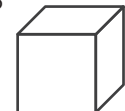


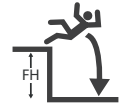



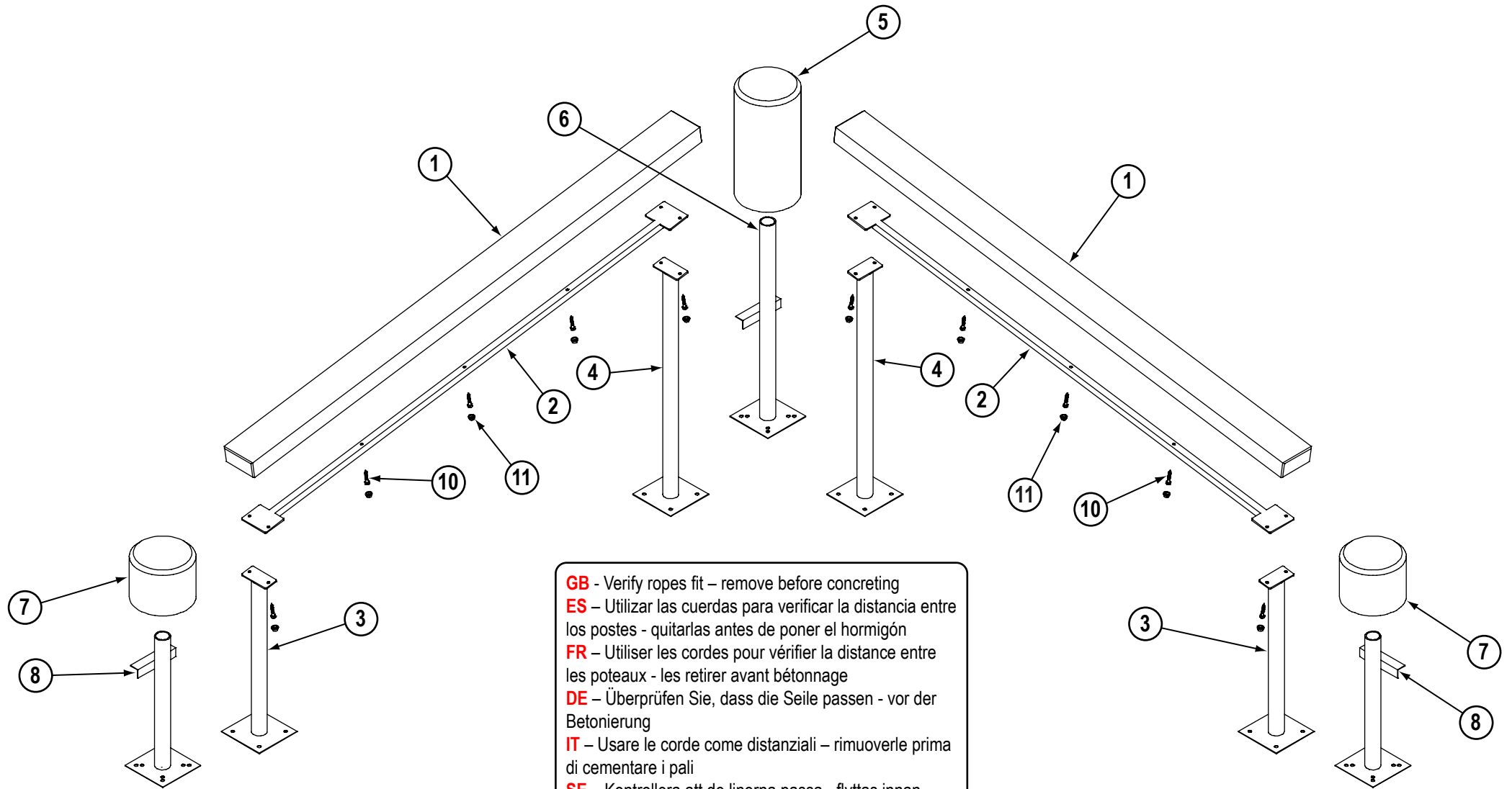
### CC & BM



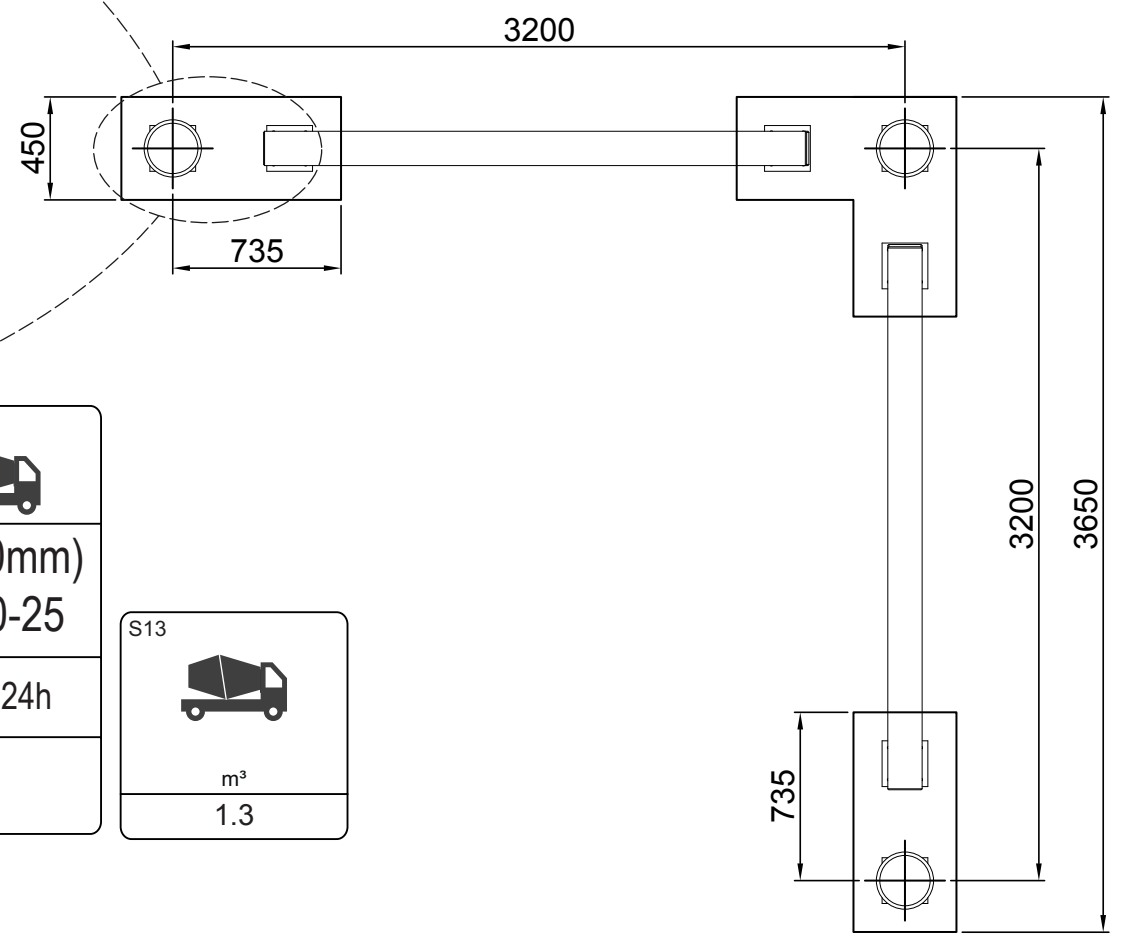
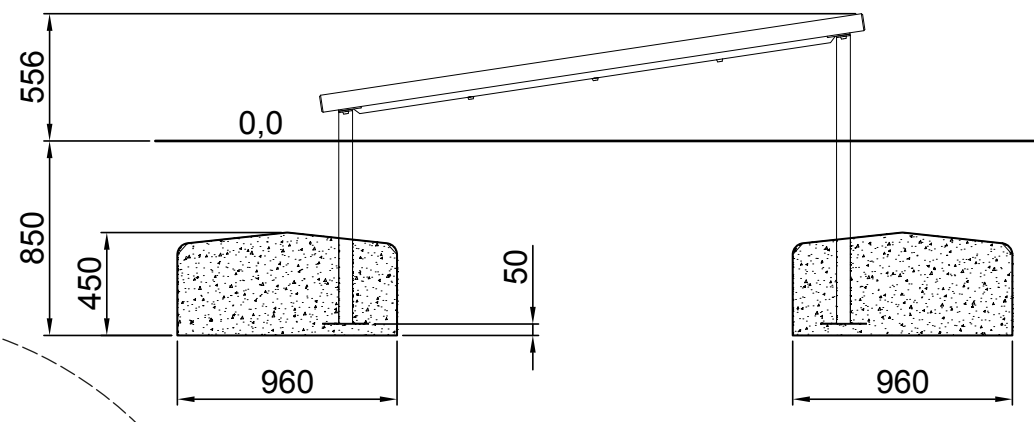
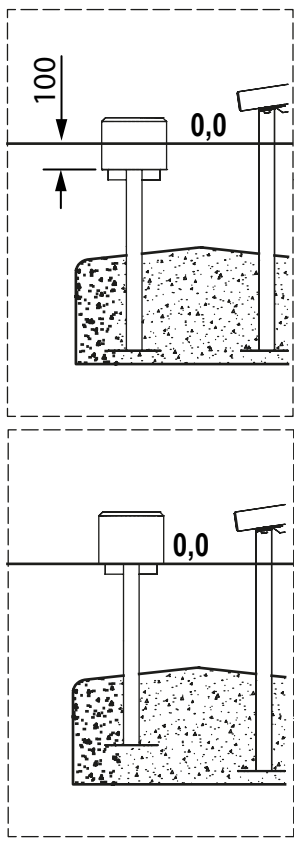
1	78604006		2400 x 150 x 75mm	x2	8Kg
2	78803004		2260 x 130 x 30mm	x2	1kg
3	78803034		935 x 200 x 200mm	x2	7.4kg
4	78803035		1265 x 200 x 200mm	x2	9.8Kg
5	RYBL500		Ø250 x 500mm	x1	23.2Kg
6	803705		1120 X 200 x 200mm	x1	8.84Kg
7	RYBL200		Ø250 200mm	x2	9.33Kg
8	803702		820 X 200 x 200mm	x2	6.8Kg
9	RYADHBK		ARO-SEAL 1132 <a href="http://www.thenamethatsticks.com/products/?qt=Sealant">www.thenamethatsticks.com/products/?qt=Sealant</a>	x1	

10	10211060		Ø10 x 70mm	x14	0.05kg
11	10301002		Ø27 x Ø20 x 10mm	x14	0.01Kg

S12  kg <b>114</b>	S15  L x W x H (m) <b>3.45 x 3.45 x 0.55</b>	S13  m <sup>3</sup> <b>1.3</b>	S14  m <sup>2</sup> <b>10 x 10</b>
S6  EN1176 <b>0.6m</b>	S20  <b>2 x 6</b>		



**GB** - Verify ropes fit – remove before concreting  
**ES** – Utilizar las cuerdas para verificar la distancia entre los postes - quitarlas antes de poner el hormigón  
**FR** – Utiliser les cordes pour vérifier la distance entre les poteaux - les retirer avant bétonnage  
**DE** – Überprüfen Sie, dass die Seile passen - vor der Betonierung  
**IT** – Usare le corde come distanziali – rimuoverle prima di cementare i pali  
**SE** – Kontrollera att de linorna passa - flyttas innan betongarbete



S25

S2 (50mm)  
≥C20-25

7 x 24h

101

S13

m³  
1.3

