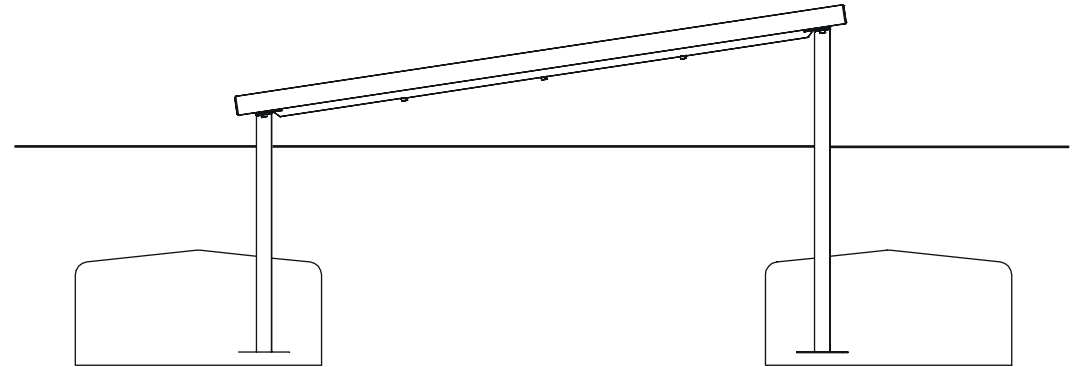
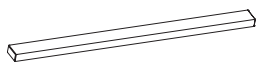

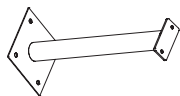

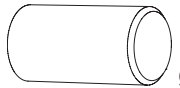
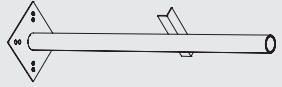
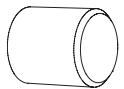
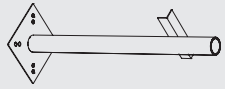

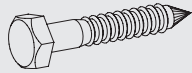
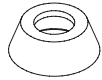
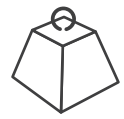
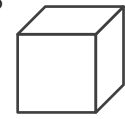






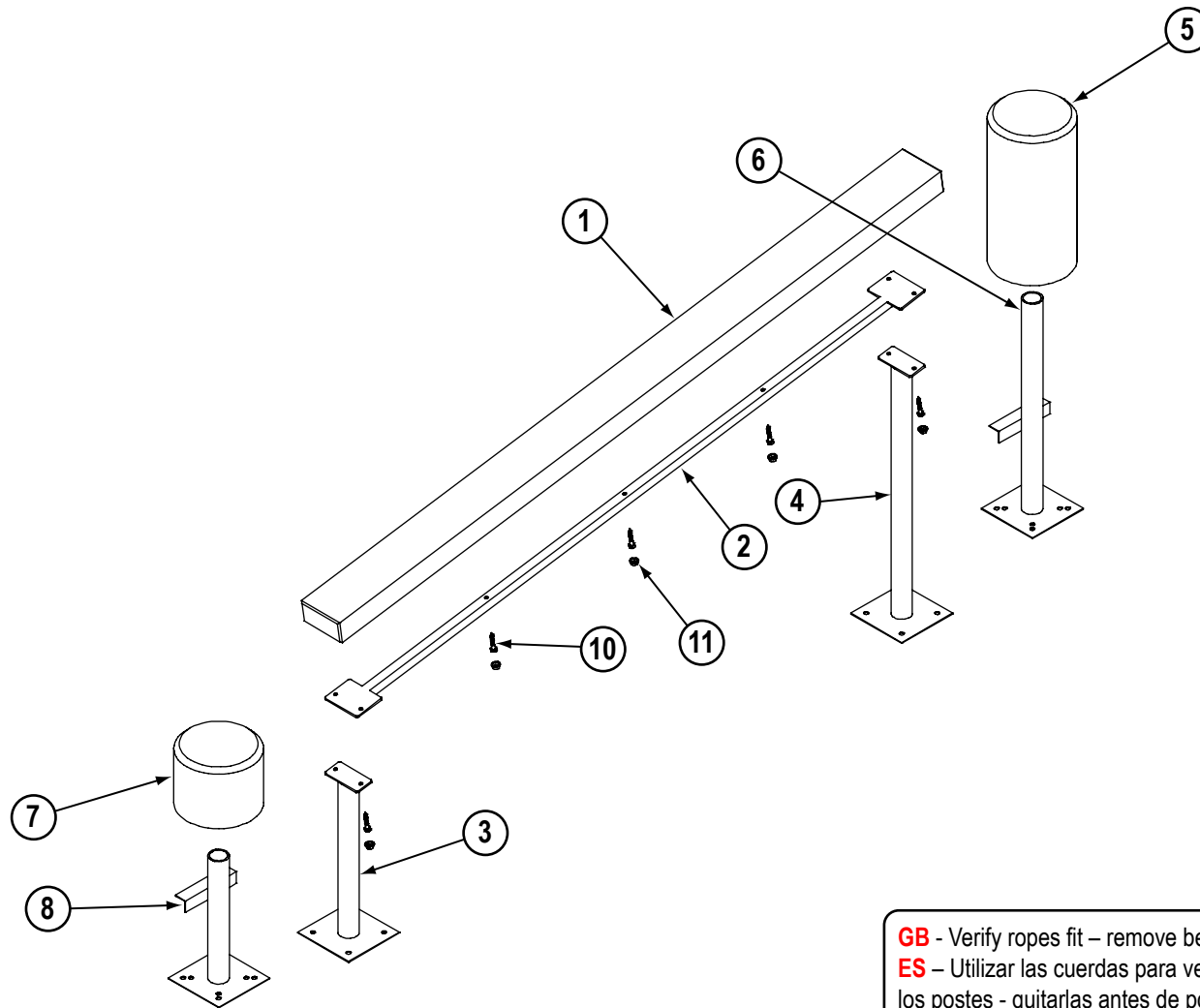
CC & BM




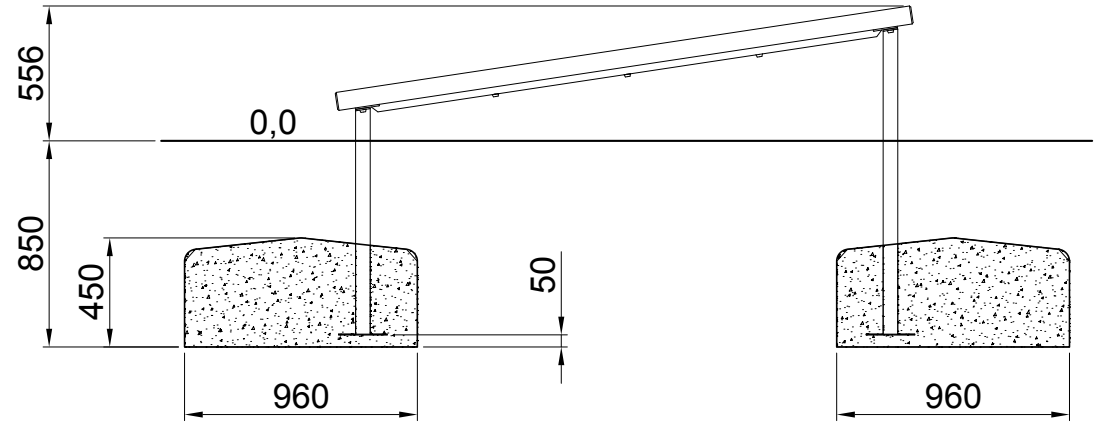
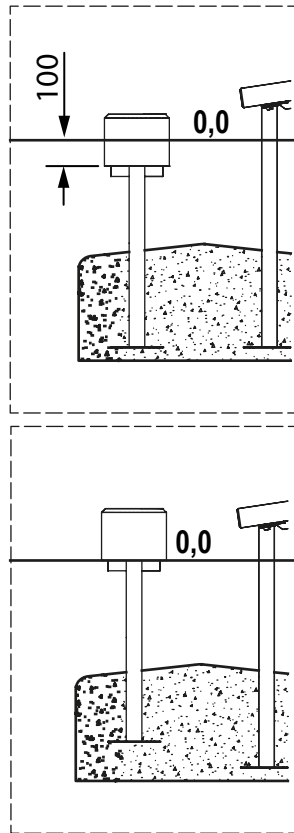
1	78604006	 2400 x 150 x 75mm	x1	8Kg
2	78803004	 2260 x 130 x 30mm	x1	1kg
3	78803034	 935 x 200 x 200mm	x1	7.4kg
4	78803035	 1265 x 200 x 200mm	x1	9.8Kg
5	RYBL500	 Ø250 x 500mm	x1	23.2Kg
6	803705	 1120 X 200 x 200mm	x1	8.84Kg
7	RYBL200	 Ø250 200mm	x1	9.33Kg
8	803702	 820 X 200 x 200mm	x1	6.8Kg
9	RYADHBK	 ADHESIVE ARO-SEAL 1132 www.thenamethatsticks.com/products/?qt=Sealant	x1	

10	10211060	 Ø10 x 70mm	x7	0.05kg
11	10301002	 Ø27 x Ø20 x 10mm	x7	0.01Kg

<p>S12</p>  <p>kg</p> <p>71</p>	<p>S15</p>  <p>L x W x H (m)</p> <p>3.45 x 0.25 x 0.55</p>	<p>S13</p>  <p>m³</p> <p>0.48</p>	<p>S14</p>  <p>m²</p> <p>10 x 10</p>
<p>S6</p>  <p>EN1176</p> <p>0.6m</p>	<p>S20</p>  <p>2 x 5</p>		



GB - Verify ropes fit – remove before concreting
ES – Utilizar las cuerdas para verificar la distancia entre los postes - quitarlas antes de poner el hormigón
FR – Utiliser les cordes pour vérifier la distance entre les poteaux - les retirer avant bétonnage
DE – Überprüfen Sie, dass die Seile passen - vor der Betonierung
IT – Usare le corde come distanziali – rimuoverle prima di cementare i pali
SE – Kontrollera att de linorna passa - flyttas innan betongarbete



S25	
S2 (50mm)	
≥C20-25	
	7 x 24h
	101

S13	
m³	
0.48	

