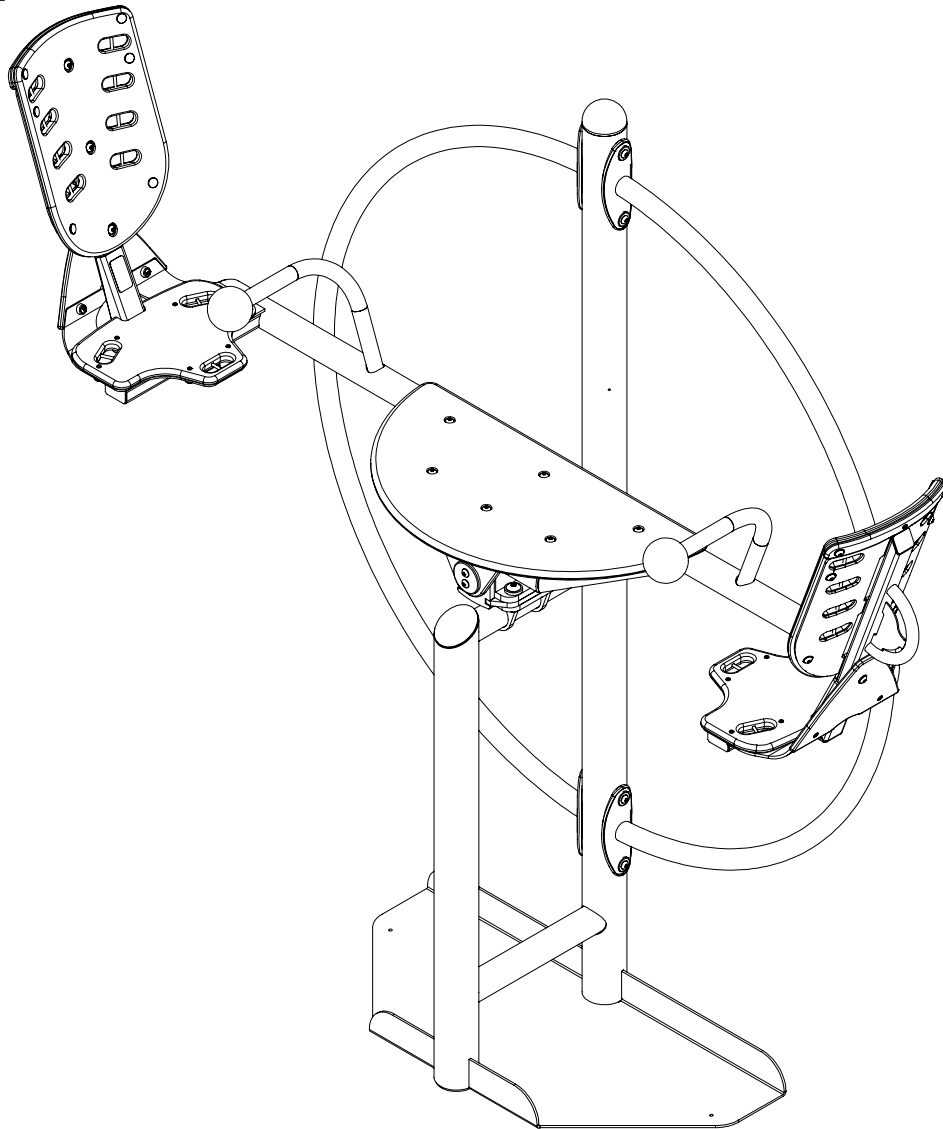


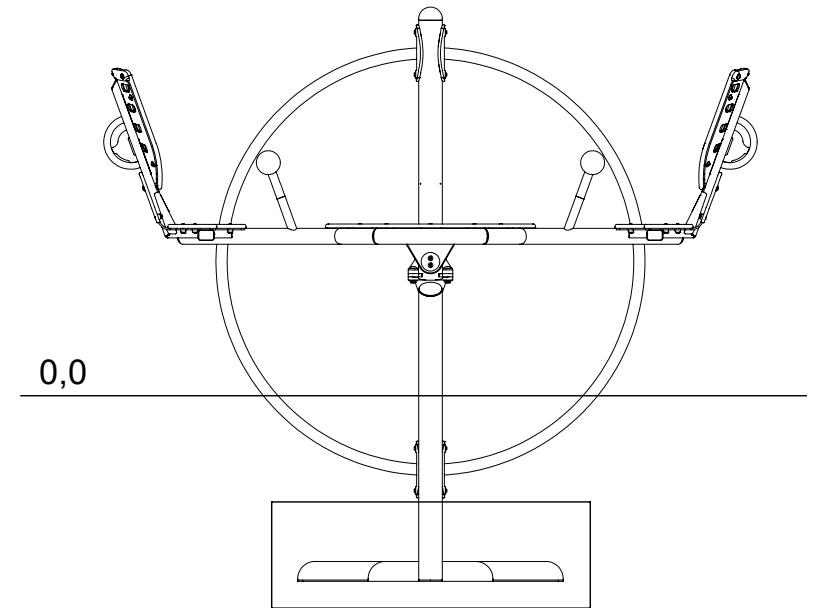
HAGS[®]


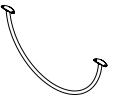



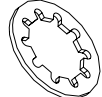

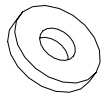
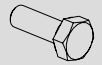



Dennis Inclusive Seesaw


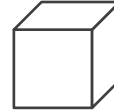


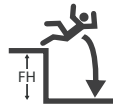
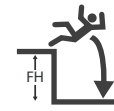
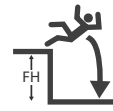

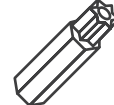
MASW88637



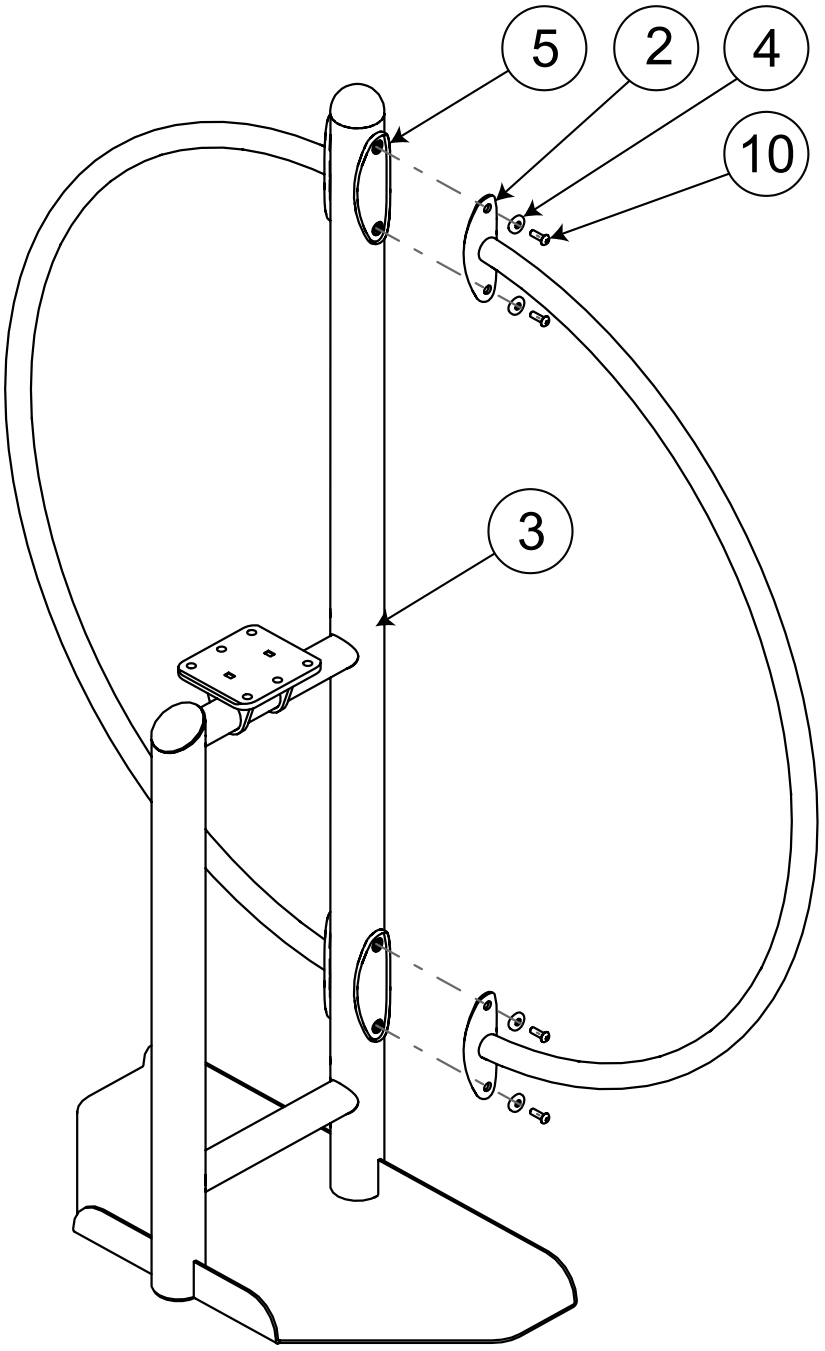
CC



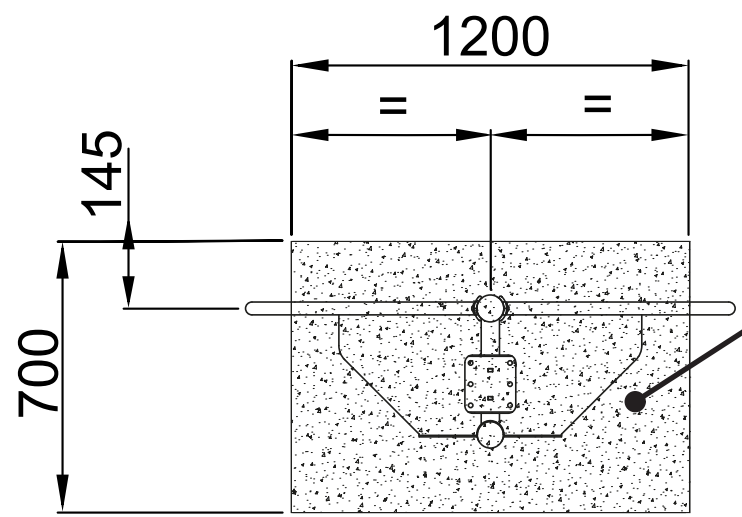
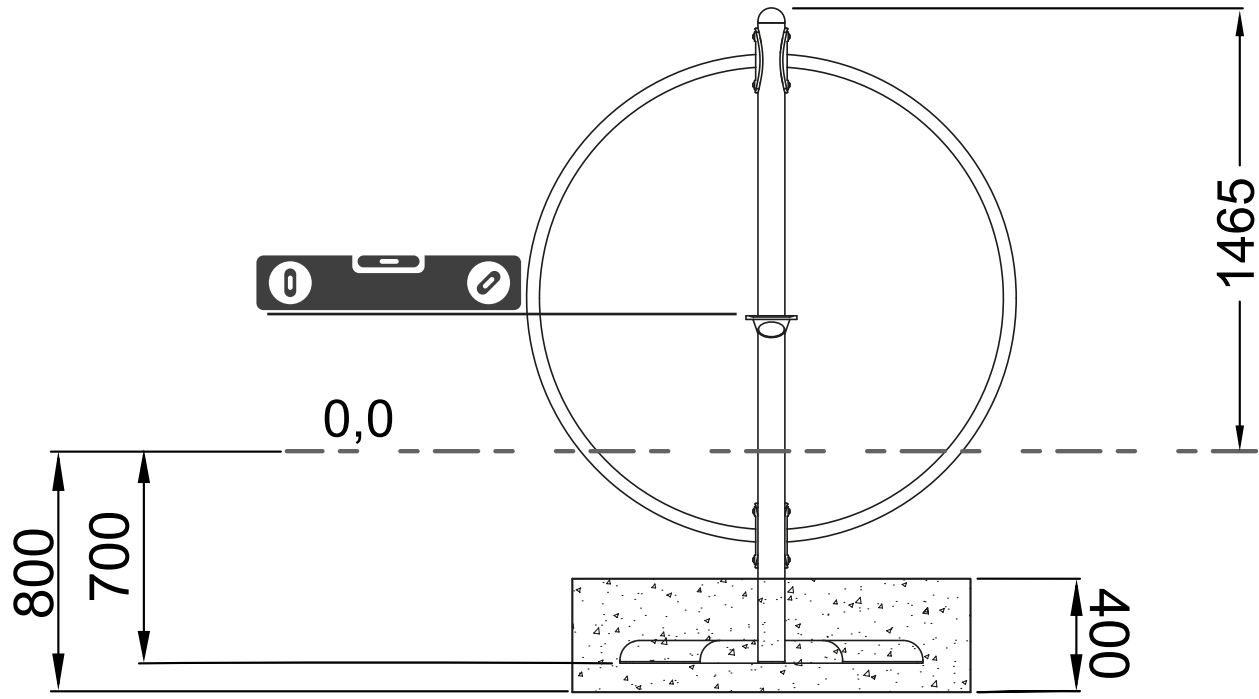
1	SW88700		1x	2530 x 455 x 800	106.72kg
2	SW88634		2x	1771 x 777 x 77	7.89kg
3	SW88606		1x	1000 x 504 x 2163	113.63kg
4	38001019		8x	M10_Ø12 x Ø31.3 x 3.8_8.8	0.02kg
5	19023802		4x	214 x 82 x 26	0.05kg
6	8100825		6x	M10_Ø10.5 x Ø18 x 0.9_8.8	0.01kg
7	10309999		6x	M10_Ø10.5 x Ø30 x 2.5_A2	0.01kg
8	10291400		6x	M14_Ø15 x Ø36 x 6_A2	0.04kg
9	8100824		6x	M10x30_8.8	0.03kg
10	10121030		8x	M10x30_A2_TX45	0.03kg
11	8018062		6x	M10 x 46 mm	0.01kg
12	8005499		1	140 x 35	0.00Kg




<p>S12</p>  <p>kg</p> <p>237</p>	<p>S15</p>  <p>L x W x H (m)</p> <p>2.46 x 0.59 x 1.46</p>	<p>S13</p>  <p>m³</p> <p>0.34</p>	<p>S14</p>  <p>m²</p> <p>6.00 x 6.00</p>
<p>S6</p>  <p>EN1176</p> <p>1.0m</p>	<p>S8</p>  <p>ASTM F1487</p> <p>40"</p>	<p>S9</p>  <p>CSA Z 614</p> <p>1.0m - [40"]</p>	
<p>S20</p>  <p>2 x 4</p>	<p>S24</p>  <p>10121000 - TX45</p>		

1

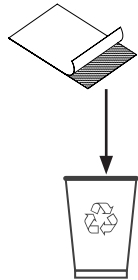
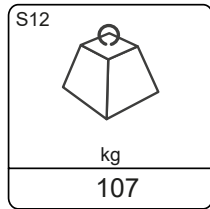
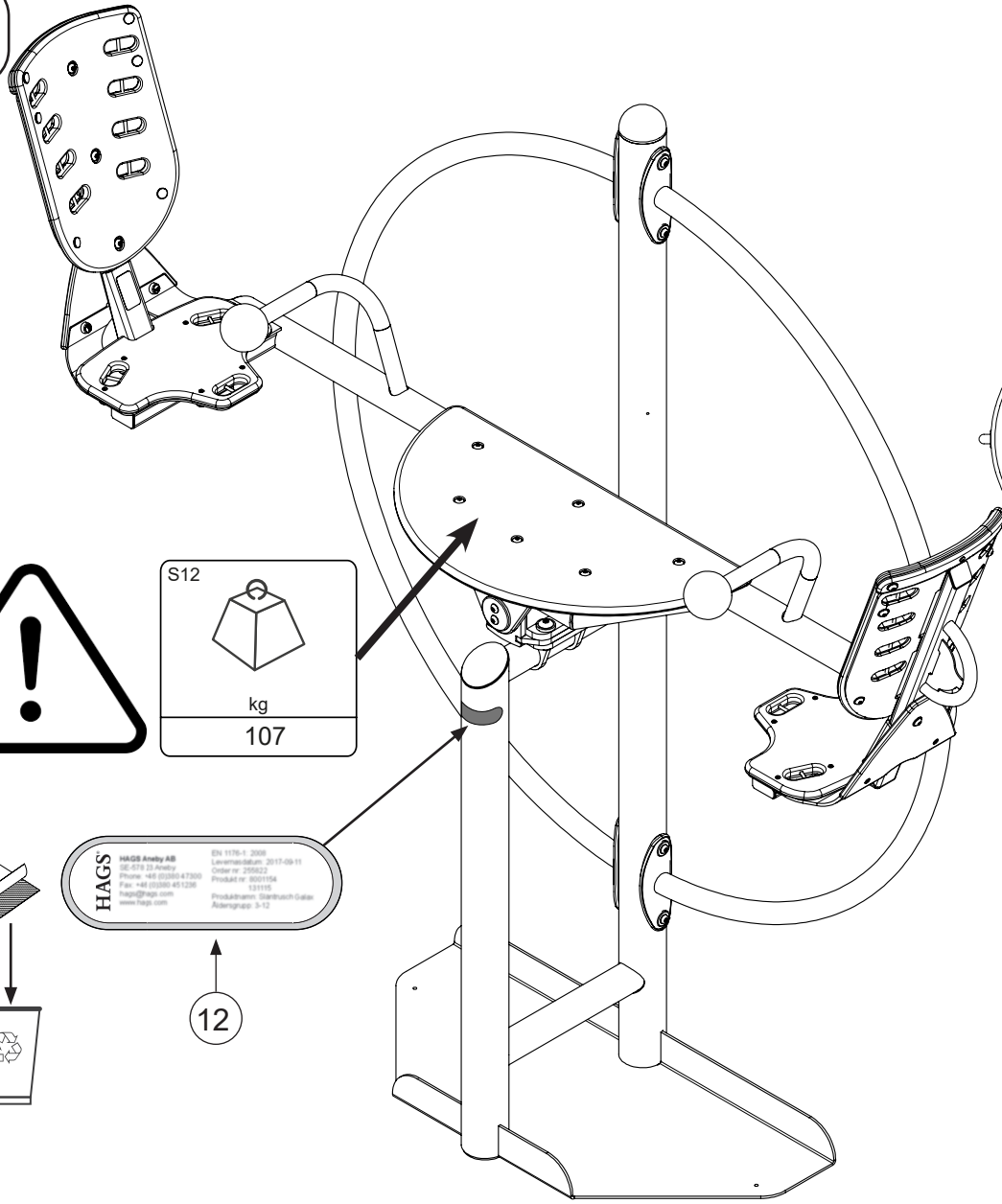


2

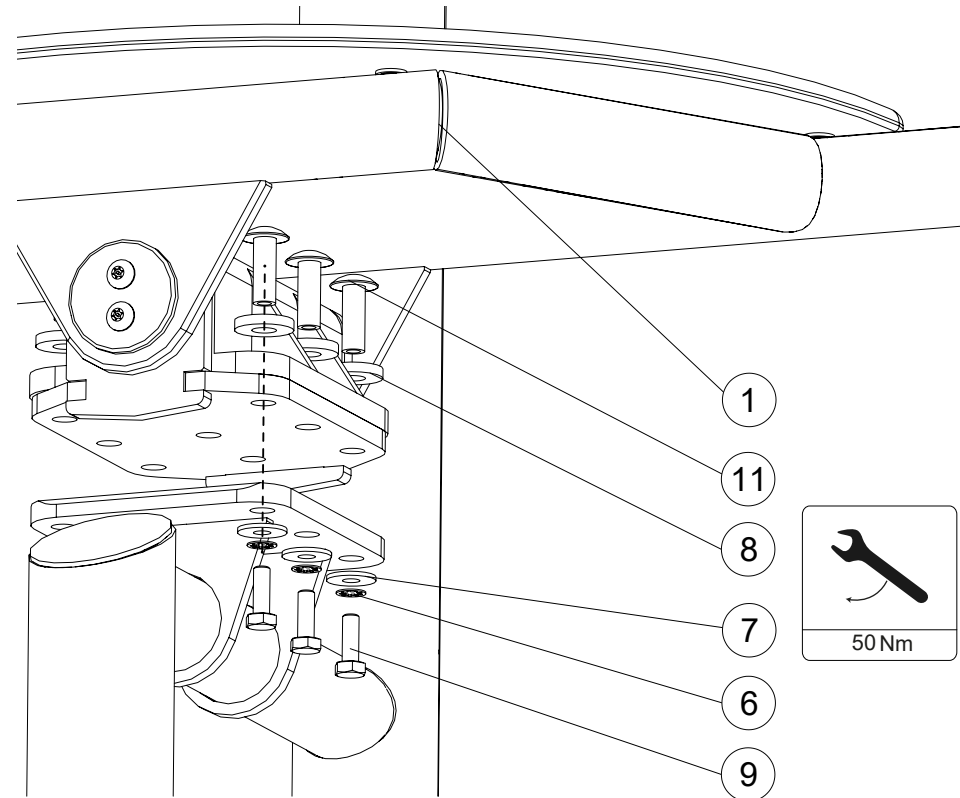
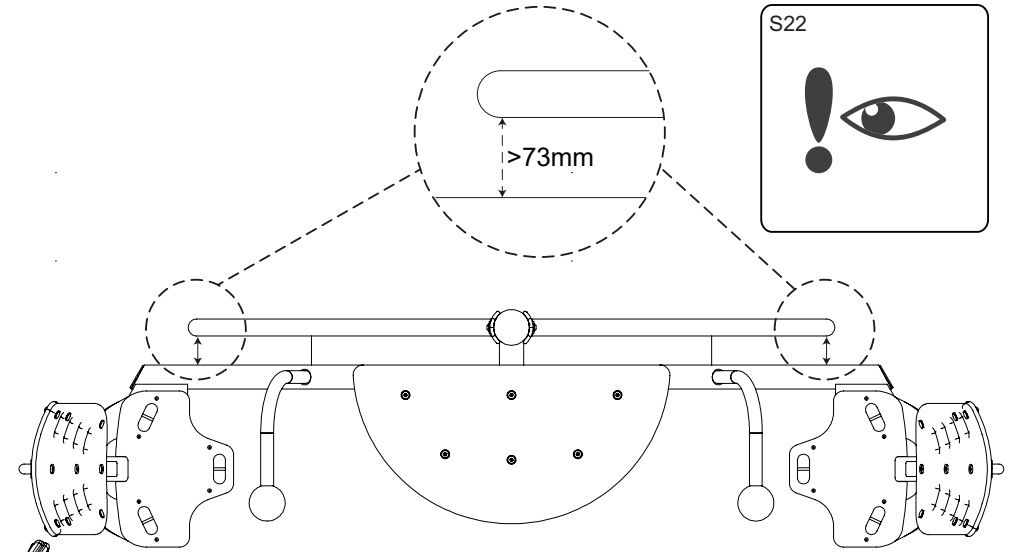
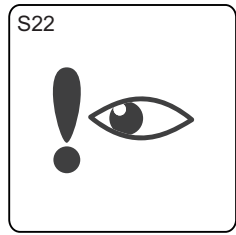


S25

S2 (50mm) ≥C20-25
 7 x 24
 101

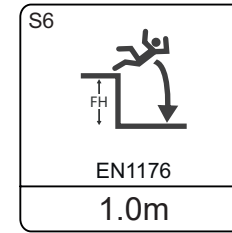
3



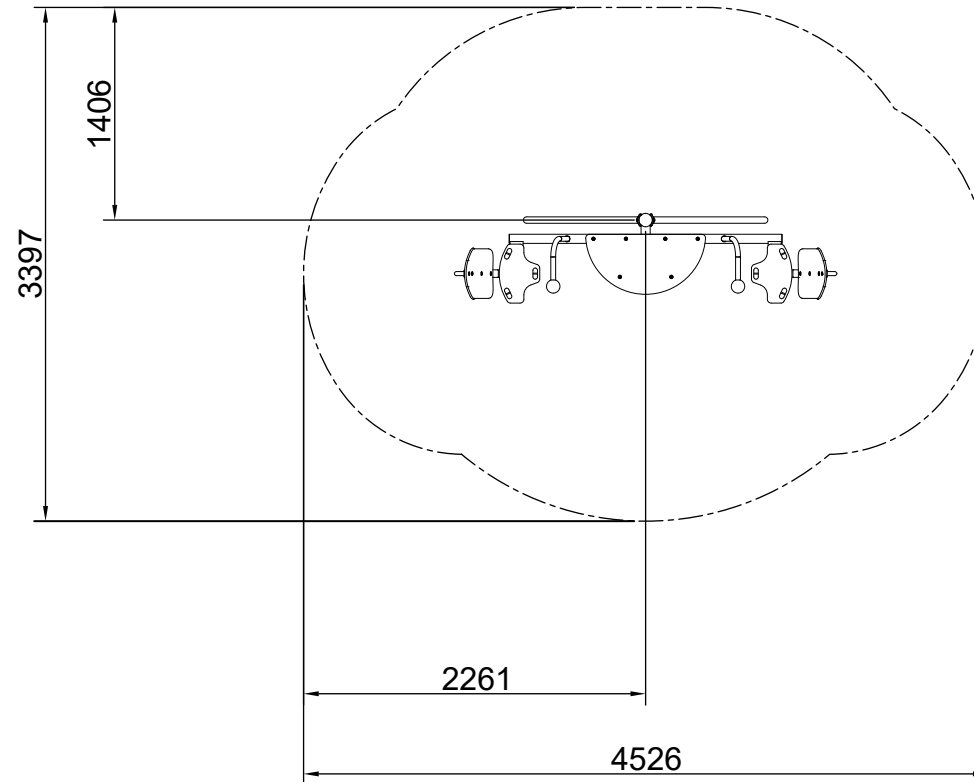
12




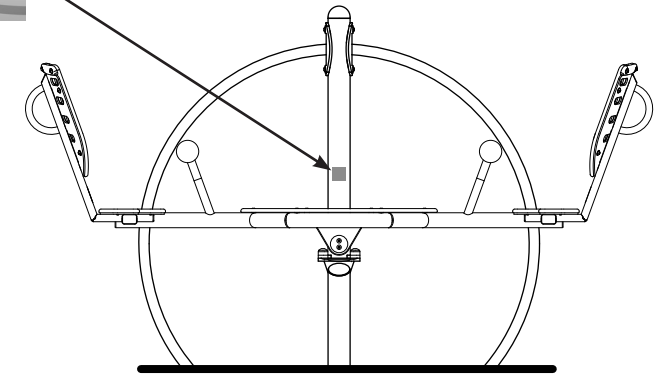
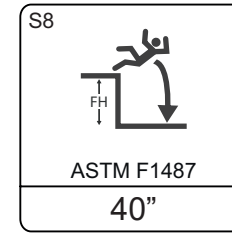
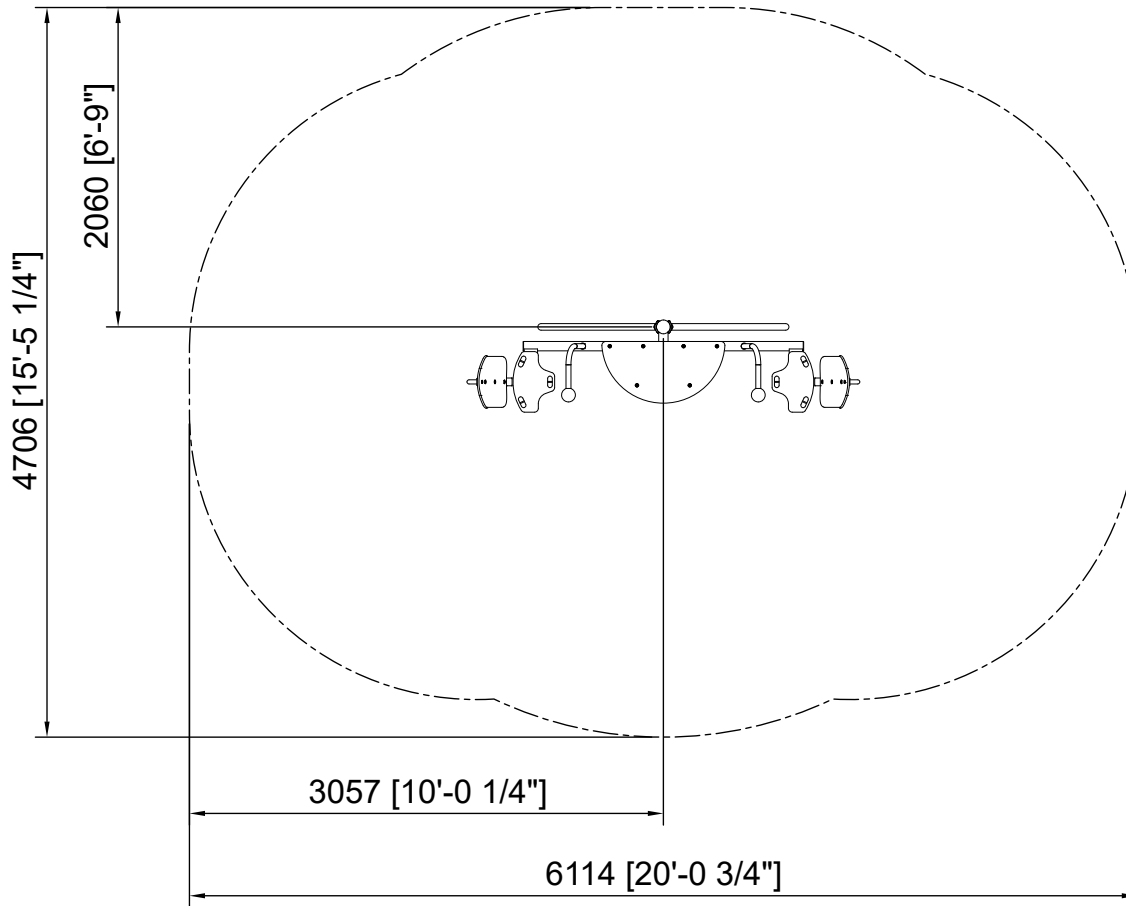
A



EN 1176



B



“play smart” rules

- ✓ Do not play on broken or damaged equipment. Report it.
- ✓ Do not play without adequate safety surfacing below and around equipment.
- ✓ No helmets, necklaces or drawstrings should be worn while on equipment.
- ✓ Be careful of hot paly surfaces and always wear shoes while playing.
- ✓ Do not play tag or run on playground equipment and do not jump off of equipment.
- ✓ Watch your head! Do not run under bridges, decks, stairs, or other equipment.
- ✓ Be careful when equipment is wet. Do not play on snowy or icy equipment.
- ✓ Do not climb on roofs, railings, or posts, or on top of crawl through tube slides.
- ✓ Slide sitting down, feet first, and one at a time. Do not slide up chutes or tubes.
- ✓ Adults – do not slide with a child on your lap. It can injure your child’s legs.
- ✓ Before letting go of overhead bars, hang down still, bend your knees a little and drop straight down with both feet.
- ✓ Swing sitting down and do not jump out while swinging. Do not twist chains.

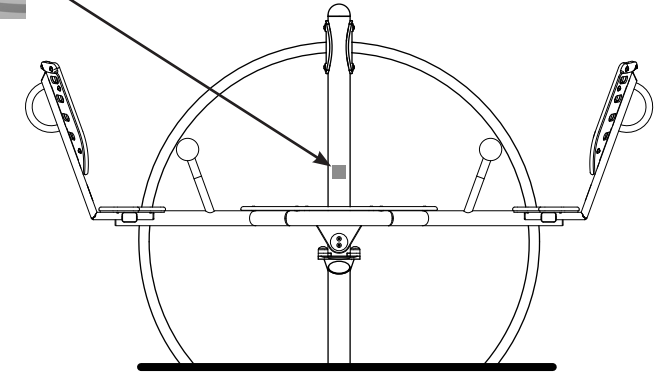
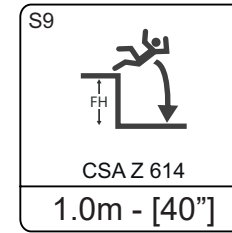
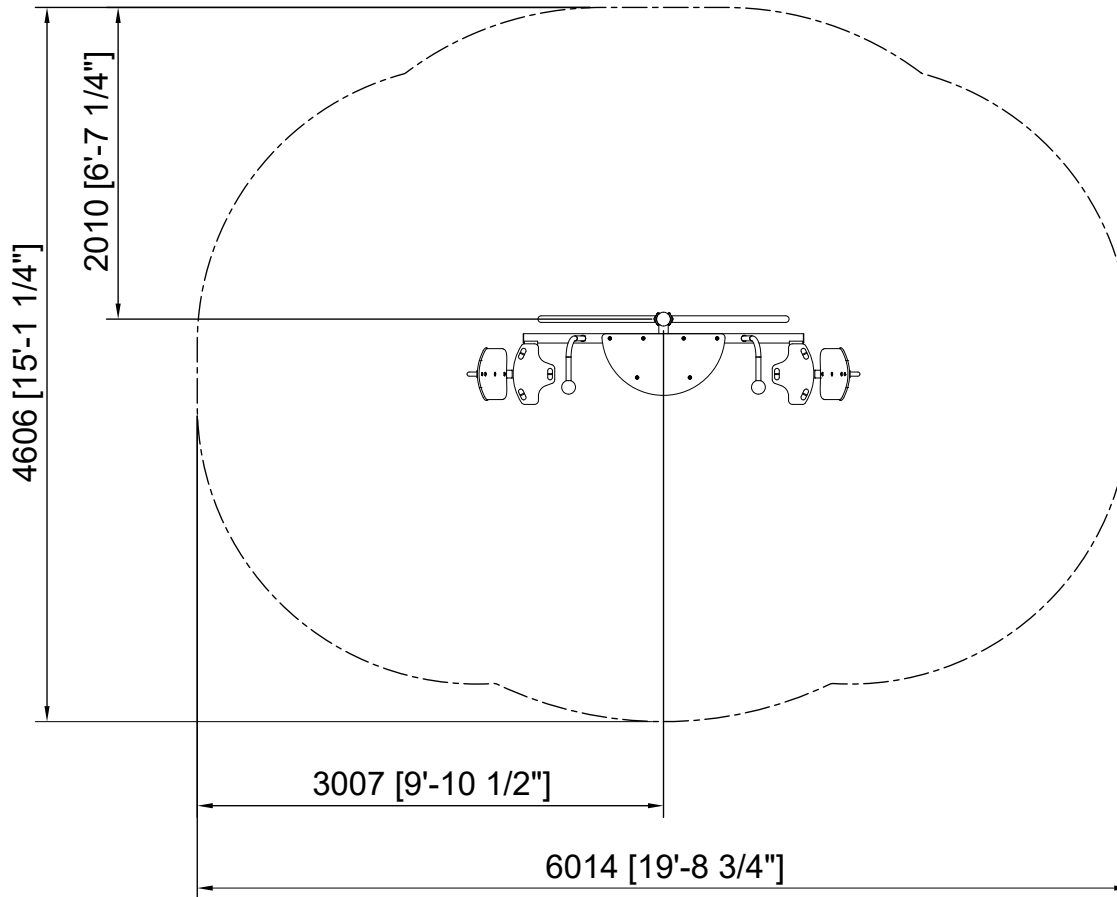
⚠ WARNING
Playground equipment installed over hard surfaces such as concrete, asphalt or packed earth may result in serious injury or death from falls. Make sure that appropriate safety surfacing is present, before allowing children to play.

⚠ WARNING
Children have strangled and died while their clothes caught on slides and other playground equipment. Before allowing children to play, remove helmets, scarves, necklaces, hood cords, neck drawstrings, and mittens connected through the sleeves. Also, remove any foreign ropes, strings, or shoe laces that may be tied to equipment

⚠ WARNING
All playground equipment and rubber surfacing may become hot enough to cause burns. Check for hot surfaces before allowing children to play. Children should wear appropriate shoes at all times.

⚠ WARNING
Playing tag or running on or under playground equipment can lead to serious injuries from falls, collisions, and head strikes. do not run on or under playground equipment. Pay attention while playing and be careful.

C



“play smart” rules

- ✓ Do not play on broken or damaged equipment. Report it.
- ✓ Do not play without adequate safety surfacing below and around equipment.
- ✓ No helmets, necklaces or drawstrings should be worn while on equipment.
- ✓ Be careful of hot paly surfaces and always wear shoes while playing.
- ✓ Do not play tag or run on playground equipment and do not jump off of equipment.
- ✓ Watch your head! Do not run under bridges, decks, stairs, or other equipment.
- ✓ Be careful when equipment is wet. Do not play on snowy or icy equipment.
- ✓ Do not climb on roofs, railings, or posts, or on top of crawl through tube slides.
- ✓ Slide sitting down, feet first, and one at a time. Do not slide up chutes or tubes.
- ✓ Adults – do not slide with a child on your lap. It can injure your child’s legs.
- ✓ Before letting go of overhead bars, hang down still, bend your knees a little and drop straight down with both feet.
- ✓ Swing sitting down and do not jump out while swinging. Do not twist chains.

⚠ WARNING
Playground equipment installed over hard surfaces such as concrete, asphalt or packed earth may result in serious injury or death from falls. Make sure that appropriate safety surfacing is present, before allowing children to play.

⚠ WARNING
Children have strangled and died while their clothes caught on slides and other playground equipment. Before allowing children to play, remove helmets, scarves, necklaces, hood cords, neck drawstrings, and mittens connected through the sleeves. Also, remove any foreign ropes, strings, or shoe laces that may be tied to equipment

⚠ WARNING
All playground equipment and rubber surfacing may become hot enough to cause burns. Check for hot surfaces before allowing children to play. Children should wear appropriate shoes at all times.

⚠ WARNING
Playing tag or running on or under playground equipment can lead to serious injuries from falls, collisions, and head strikes. do not run on or under playground equipment. Pay attention while playing and be careful.